

Renovation Works for Giant Hypermarket KELANA JAYA 25/09/2013
Supply and Install Plaster ceiling System at 2nd Floor Level



Photo 1



Photo 2



Photo 3



Photo 4



Photo 5



Photo 6



Photo 7



Photo 8



Photo 9




Photo 10



Photo 11



Photo 12

Renovation Works for Giant Hypermarket KELANA JAYA 15/10/2013
Supply and Install Plaster ceiling System at 1st & Ground Floor Level



Photo 1



Photo 2



Photo 3



Photo 4



Photo 5



Photo 6



Photo 7



Photo 8



Photo 9



Photo 10




Photo 11



Renovation Works for Giant Hypermarket KELANA JAYA 01/10/2013
Painting System at 2nd Floor Level



Photo 1



Photo 2




Photo 3



Photo 4



Photo 5



Photo 6



Photo 7



Photo 8



Photo 9



Photo 10



Photo 11



Photo 12

Renovation Works for Giant Hypermarket KELANA JAYA 20/10/2013
Painting System at 2nd Floor Suran



Photo 1



Photo 2



Photo 3



Photo 4



Photo 5



Photo 6



Photo 7




Photo 8



Photo 9



Photo 10



Photo 11



Photo 12

Renovation Works for Giant Hypermarket Kelana Jaya 11/10/2013
Scarify and Resurface with 50mm thick Premix system at External Car Park



Photo 1



Photo 2



Photo 3



Photo 4



Photo 5



Photo 6



Photo 7



Photo 8



Photo 9



Photo 10



Photo 11



Photo 12

Renovation Works for Giant Hypermarket Kelana Jaya 11/10/2013
Scarify and Resurface with 50mm thick Premix system at External Car Park



Photo 1



Photo 2



Photo 3



Photo 4



Photo 5



Photo 6



Photo 7



Photo 8



Photo 9



Photo 10



Photo 11



Photo 12

Renovation Works for Giant Hypermarket Kelana Jaya 11/10/2013
Solid Top Basin & Cubicles Partition at Ground & 1st floor toilet



Photo 1



Photo 2



Photo 3



Photo 4



Photo 5



Photo 6



Photo 7



Photo 8



Photo 9



Photo 10



Photo 11



Photo 12